

BACK TO BASICS

TOWARDS A SAFER TOMORROW



PROVINCIAL NON FERROUS METAL OVERVIEW: APRIL - DECEMBER 2017 WESTERN CAPE

#CrimeMustFall

SCOPE OF PRESENTATION

BACK TO BASICS
TOWARDS A SAFER TOMORROW



- PAGE 3-5 : SUMMARY PER CLUSTER
- PAGE 7-8 : IDENTIFIED TOP CLUSTERS
- PAGE 9-11 : IDENTIFIED NATIONAL & PROVINCIAL HOTSPOT STATIONS

BACK TO BASICS
TOWARDS A SAFER TOMORROW



PAGE

4-6

SUMMARY PER CLUSTER

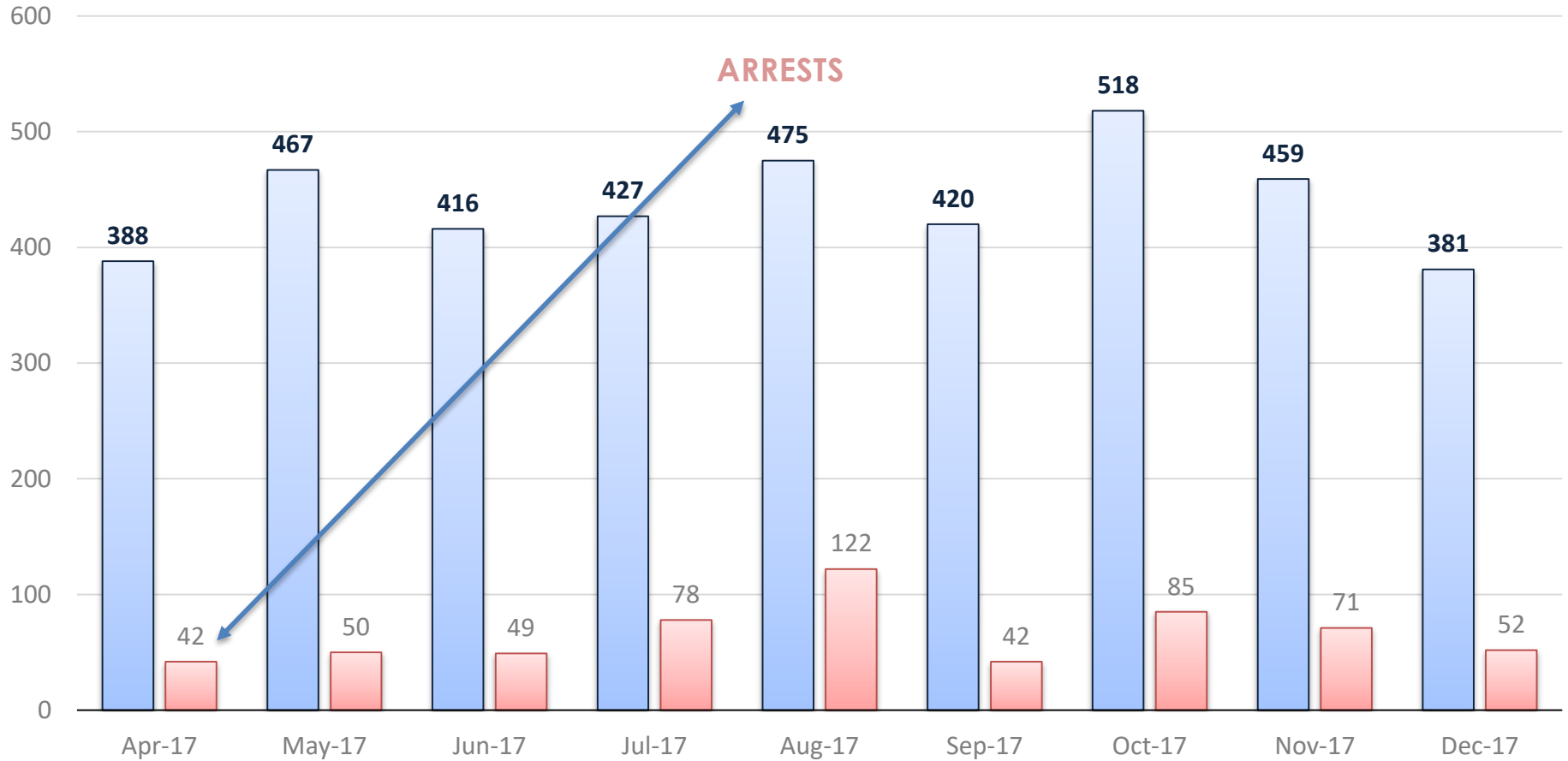
#CrimeMustFall



SUMMARY PER CLUSTER



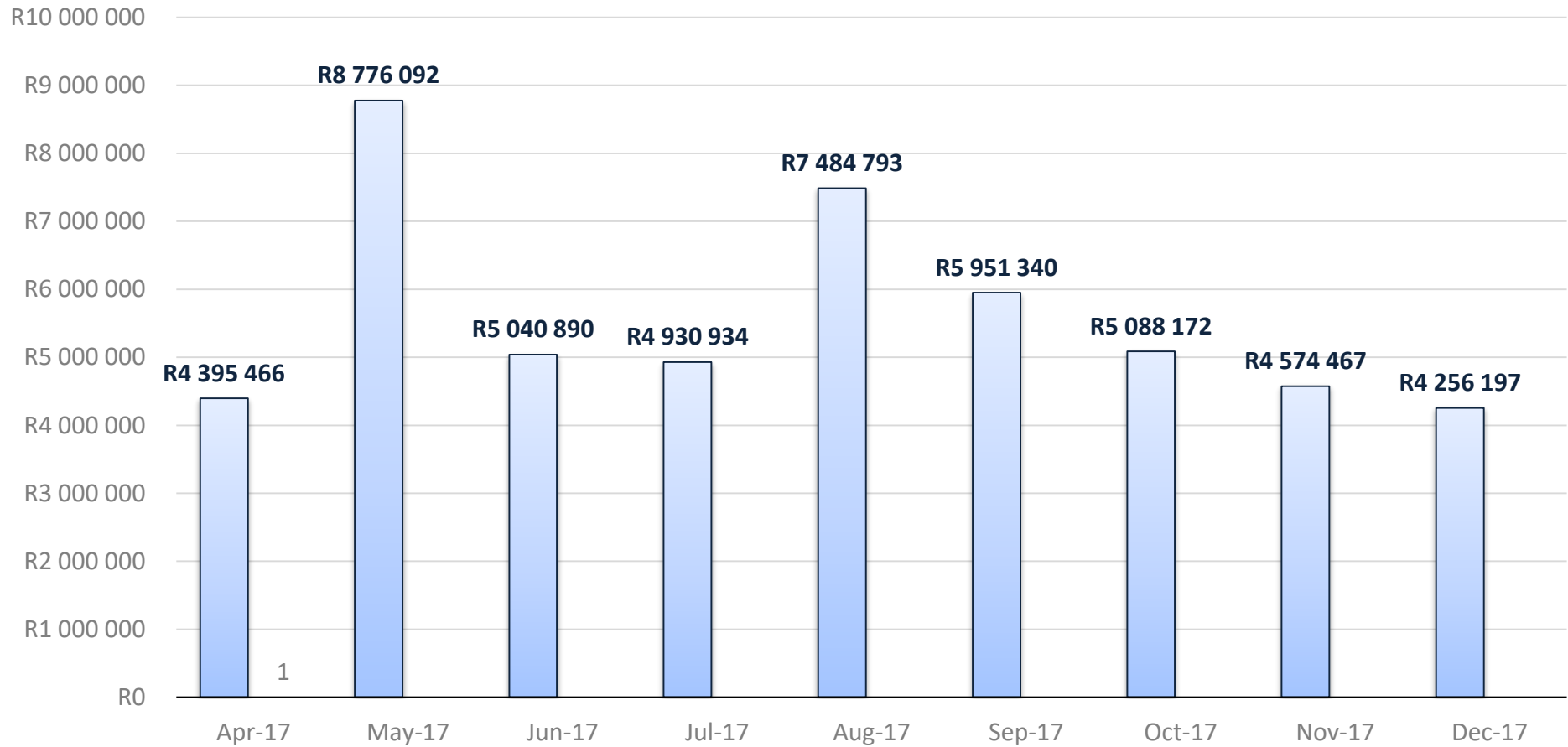
APRIL – DECEMBER 2017– NUMBER OF CASES REPORTED



SUMMARY PER CLUSTER



APRIL – DECEMBER 2017– ESTIMATED VALUE OF CASES REPORTED



1 APRIL – 31 DECEMBER 2017



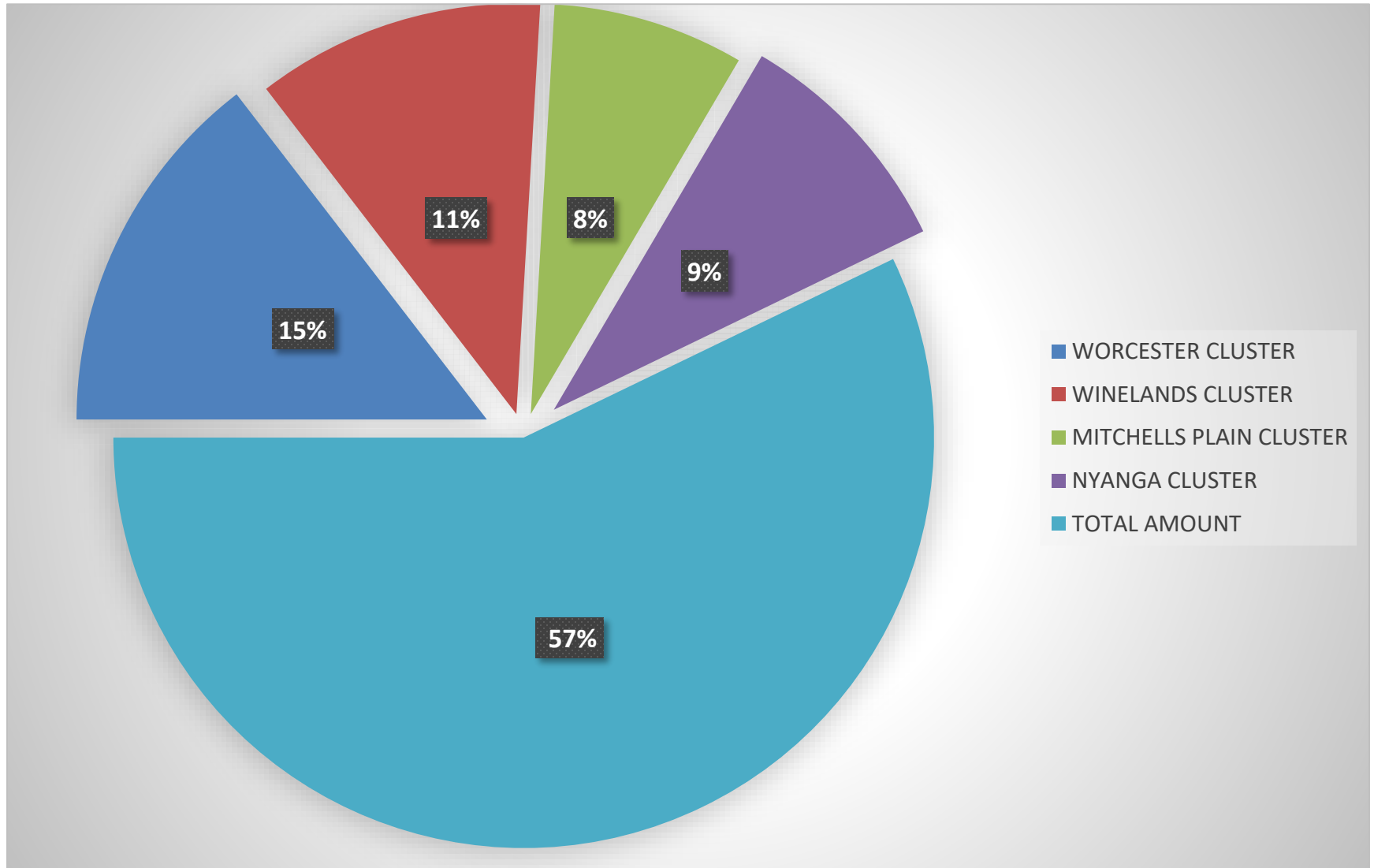
TOTAL CASES REPORTED	TOTAL ARRESTS	TOTAL ESTIMATED RAND VALUE
3 951	591	R50 498 351

4 HOTSPOT CLUSTERS FOR 9 MONTHS



CLUSTER	CASES REPORTED									TOTAL
	APRIL	MAY	JUNE	JULY	AUGUST	SEPTEMBER	OCTOBER	NOVEMBER	DECEMBER	
WORCESTER	47	53	41	52	67	78	79	107	46	570
WINELANDS	43	71	39	55	54	45	43	23	72	445
MITCHELLS PLAIN	36	37	41	36	42	40	43	20		295
NYANGA	32	36	46	47	41	30	52	55	28	367

4 HOTSPOT CLUSTERS FOR 9 MONTHS



BACK TO BASICS
TOWARDS A SAFER TOMORROW



PAGE

8-9

HOTSPOT STATIONS

#CrimeMustFall



IDENTIFIED HOTSPOT STATIONS – WESTERN CAPE



APRIL – DECEMBER 2017

STATIONS:

WORCESTER

BISHOP LAVIS

PHILIPPI

MAITLAND

IDENTIFIED HOTSPOT STATIONS – NATIONAL



APRIL – DECEMBER 2017

STATIONS:

WORCESTER

BISHOP LAVIS

PAARL

STELLENBOSCH

GRASSY PARK

KRAAIFONTEIN

Thank You

BACK TO BASICS
TOWARDS A SAFER TOMORROW



Capt: JP Bester

021 950 1422

082 522 2708

PAC W Landry

021 950 1377



#CrimeMustFall